

WB series

NEW

+85°C, Screw Terminal Type(螺钉型), Standard(标准品)

◆ FEATURES

- Highly reliable capacitors that with stand under high ripple current
- Two or three dimensions with same ratings
- Aluminum case designed explosion-proof vent.
- Best for switching power supplies

◆ SPECIFICATIONS

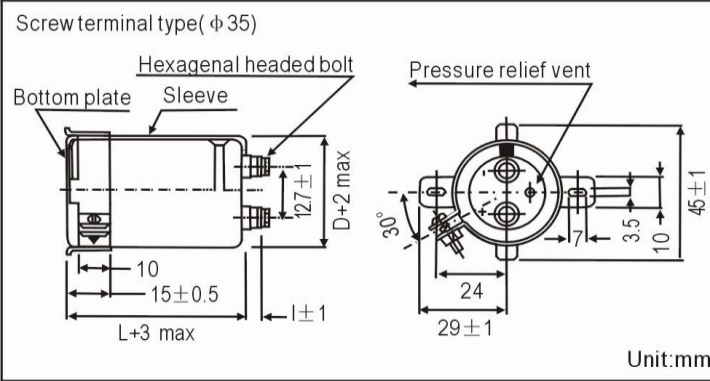
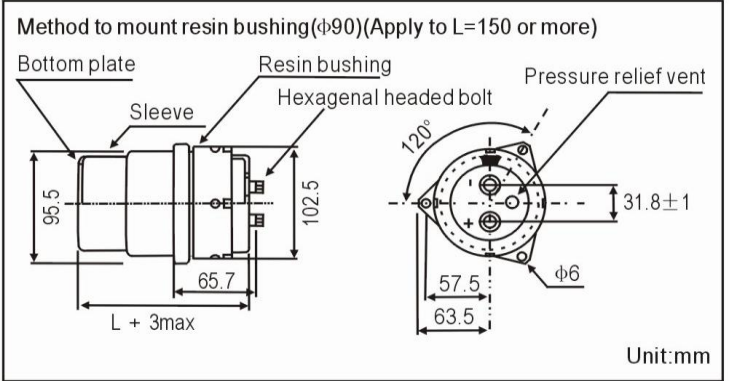
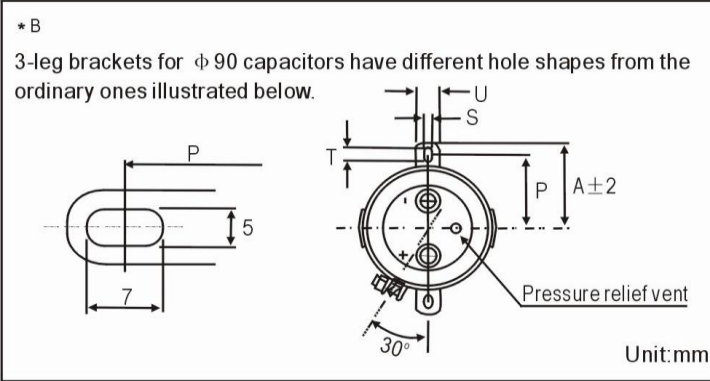
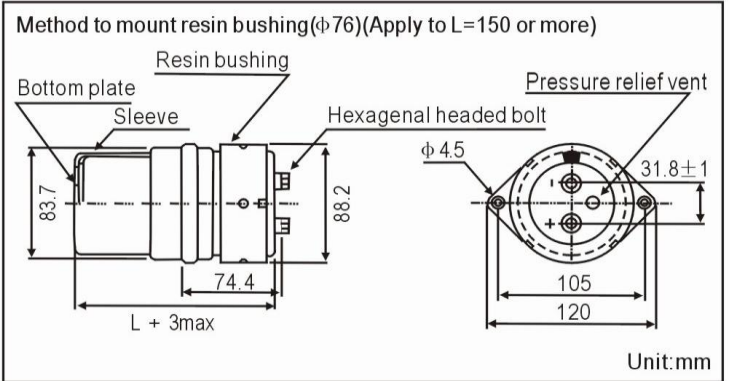
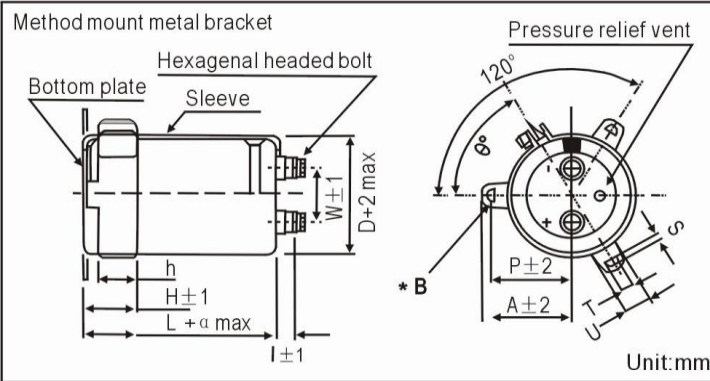
Items	Characteristics	
Category Temperature Range	-40°C~+85°C	-25°C~+85°C
Rated Voltage Range	10~100V.DC	160-630 V.DC
Nominal Capacitance Range	100~680000μ F	
Capacitance Tolerance	±20%(120Hz,+20°C)	
Leakage Current(MAX)	I=0.02CV or 5(mA) after 5 minutes application of rated working voltage at 20°C, which is smaller	
Dissipation Factor(MAX) Tanδ (20°C,120Hz)	The values shown is the STANDARD RATINGS tables	
Load Life	After applying rated voltage with max ripple current for 2000hrs at 85°C, the capacitors shall meet the following requirements	
	Capacitance Change	Within ±20% of the initial value
	Dissipation Factor	Not more than 200% of the specified value
	Leakage Current	Not more than the specified value
Shelf Life	After Leaving capacitors under no load at 85°C for 1000hrs, they meet the characteristic requirements listed at right	
	Capacitance change	Within ±20% of the initial value
	Tanδ	≤200% of initial specified value
	Leakage current	Initial specified value or less
Low Temperature Stability Impedance Rate(MAX)	Rated Voltage(V)	10~100 160~630
	Z-25°C/Z+20°C	5 8
	Z-40°C/Z+20°C	12 ---
Other	JISC-5141 EIAJ RC-2372	

◆ RIPPLE CURRENT MULTIPLIER

WV	Size(mm)	50 kHz	120 Hz	300 Hz	1 kHz	10 kHz	50 kHz
10 to 50	Φ35 to Φ90	0.95	1	1.03	1.05	1.09	1.12
63 to 80	Φ35	0.90	1	1.06	1.10	1.18	1.22
	Φ51 to Φ90	0.95	1	1.03	1.05	1.09	1.12
100	Φ35	0.82	1	1.12	1.22	1.30	1.33
	Φ51	0.90	1	1.06	1.10	1.18	1.22
	Φ63.5 to Φ90	0.95	1	1.03	1.05	1.09	1.12
160 to 250	Φ35	0.80	1	1.19	1.34	1.46	1.52
	Φ51&Φ63.5	0.81	1	1.14	1.26	1.36	1.41
	Φ76&Φ90	0.82	1	1.12	1.22	1.30	1.33
350 to 630	Φ35 to Φ90	0.80	1	1.10	1.30	1.40	1.50

◆ CASE SIZE TABLE

NEW



Dimension of terminal pitch (W) and (l) and Nominal dia. of bolt

φ D	w	l	α	Nominal dia. of bolt
35	12.7	6	3	M5
51	22.0	6	3	M5
63.5	28.6	6	3	M5
76	31.8	6	3	M5
90	31.8	6	3	M5

◆ Dimension of mounting bracket

Voltage(Code)		3-leg				2-leg				
Symbol	φ D	51	63.5	76	90	35	51	63.5	76	90
P		32.5	38.1	44.5	50.8	24	33.2	40.5	46.5	53
A		38.5	43	49.2	58.5	29	40	46.5	53	59
T		7.5	8.0	7.0	8.0	6.0	6.0	7.0	6.0	6.0
S		5.0	5.0	5.0	5.0	3.5	4.5	4.5	4.5	4.5
U		12	14	14	18	10	14	14	14	14
θ °		60	60	60	60	30	30	30	30	30
H		20	25	30	35	15	25	35	35	35
h		15	20	24	25	10	15	20	20	20

◆ STANDARD RATINGS

NEW

Voltage(Code)		10V(1A)			16V(1C)			25V(1E)		
SV		13			20			32		
Cap(μ F)	Code	Case Size	Tan δ	Ripple Current	Case Size	Tan δ	Ripple Current	Case Size	Tan δ	Ripple Current
15000	159									
18000	189							35×50	0.35	4.0
22000	229									
27000	279				35×50	0.45	4.2			
33000	339									
39000	399	35×50	0.60	4.7				35×80	0.40	6.2
47000	479							35×100	0.40	7.4
56000	569				35×80	0.60	6.5	35×120	0.45	8.3
68000	689									
82000	829	35×80	0.60	7.0	35×100	0.70	8.0	51×80	0.50	9.7
100000	10T	35×100	0.70	8.0	35×120	0.70	9.6	51×100	0.60	10.8
120000	12T	35×120	0.70	9.4	51×80	0.80	9.6	51×120	0.60	12.0
150000	15T	51×80	0.90	9.8	51×100	0.90	11.2			
180000	18T							63.5×100	0.75	14.7
220000	22T	51×100	1.00	10.3	51×120	1.00	14.2	63.5×100	0.80	15.0
270000	27T	51×120	1.20	12.8	63.5×100	1.20	15.3	76×100	0.90	18.3
330000	33T				63.5×120	1.30	17.1	76×120	1.00	20.7
390000	39T	63.5×100	1.50	15.3	76×120	1.60	18.0	76×140	1.20	22.1
470000	47T	63.5×100	2.00	16.0	76×120	1.80	19.3			
560000	56T	76×120	2.50	17.3	76×140	2.00	20.7	90×140	1.50	25.8
680000	68T	76×120	3.00	18.7						

Case size Φ D×L(mm)

Ripple Current (Arms) at 85°C 120Hz

Tan δ at 20°C 120Hz

◆ STANDARD RATINGS

NEW

Voltage(Code)		35V(1V)			50V(1H)			63V(1J)		
SV		44			63			79		
Cap(μ F)	Code	Case Size	Tan δ	Ripple Current	Case Size	Tan δ	Ripple Current	Case Size	Tan δ	Ripple Current
5600	568							35×50	0.20	3.0
6800	688									
8200	828									
10000	109				35×50	0.25	3.9	35×80	0.25	4.0
12000	129									
15000	159	35×50	0.30	3.9				35×100	0.25	5.3
18000	189				35×80	0.25	5.2	35×120	0.25	6.2
22000	229				35×100	0.30	5.7			
27000	279				35×120	0.35	6.6			
33000	339	35×80	0.40	6.0				51×100	0.35	8.1
39000	399	35×100	0.40	6.7	51×80	0.40	7.4	51×120	0.35	9.5
47000	479	35×120	0.45	8.0				63.5×100	0.40	10.2
56000	569				51×100	0.40	9.8			
68000	689	51×80	0.50	8.5	51×120	0.45	11.1	63.5×120	0.45	12.7
82000	829	51×100	0.55	10.3	63.5×100	0.50	12.2			
100000	10T							76×120	0.45	16.7
120000	12T	51×120	0.60	12.8	63.5×120	0.50	15.0	76×140	0.50	19.0
150000	15T	63.5×100	0.70	13.2	76×120	0.60	18.1	90×140	0.55	22.0
180000	18T	63.5×120	0.70	15.3	76×140	0.70	19.5			
220000	22T	76×100	0.75	17.8						
270000	27T	76×120	0.80	18.4	90×140	0.80	23.2			
330000	33T	90×140	0.90	22.0						
390000	39T									
470000	47T	90×140	1.00	28.0						

Case size Φ D×L(mm)

Ripple Current (Arms) at 85°C 120Hz

Tan δ at 20°C 120Hz

◆ STANDARD RATINGS

NEW

Voltage(Code)		80V(1K)			100V(2A)			160V(2C)		
SV		100			125			200		
Cap(μ F)	Code	Case Size	Tan δ	Ripple Current	Case Size	Tan δ	Ripple Current	Case Size	Tan δ	Ripple Current
1200	128							35×50	0.15	2.0
1500	158									
1800	188									
2200	228				35×50	0.10	2.1	35×80	0.15	3.4
2700	278							35×100	0.15	3.7
3300	338	35×50	0.15	2.5				35×120	0.15	4.5
3900	398									
4700	478				35×80	0.15	3.4	51×80	0.20	5.6
5600	568									
6800	688	35×80	0.20	3.7	35×100	0.15	4.2	51×100	0.20	7.5
8200	828				35×120	0.15	5.0	51×120	0.20	8.1
10000	109	35×100	0.20	4.9	51×80	0.20	5.2	63.5×100	0.20	9.8
12000	129	35×120	0.20	5.4				63.5×120	0.20	10.8
15000	159	51×80	0.25	6.0				76×100	0.20	12.7
18000	189				51×120	0.20	8.1	76×120	0.20	14.0
22000	229	51×100	0.30	7.1	63.5×100	0.25	8.6	76×140	0.20	16.6
27000	279	51×120	0.30	8.6	63.5×120	0.25	10.3			
33000	339	63.5×100	0.35	9.3	76×100	0.25	11.1	90×140	0.25	18.9
39000	399				76×120	0.25	12.4			
47000	479	63.5×120	0.35	12.0	76×140	0.25	14.3			
56000	569									
68000	689	76×120	0.35	15.4	90×140	0.30	18.0			
82000	829	76×140	0.35	18.1						
100000	10T	90×140	0.40	21.0						

Case size Φ D×L(mm)

Ripple Current (Arms) at 85°C 120Hz

Tan δ at 20°C 120Hz

◆ STANDARD RATINGS

NEW

Voltage(Code)		200V(2D)			250V(2E)			350V(2V)		
SV		250			300			400		
Cap(μ F)	Code	Case Size	Tan δ	Ripple Current	Case Size	Tan δ	Ripple Current	Case Size	Tan δ	Ripple Current
390	397							35×50	0.25	1.9
470	477									
560	567				35×50	0.15	1.3			
680	687							35×80	0.25	2.9
820	827	35×50	0.15	1.6						
1000	108							35×100	0.25	3.8
1200	128				35×80	0.15	2.3	35×120	0.25	4.2
1500	158				35×100	0.15	3.0	51×70	0.25	4.5
1800	188	35×80	0.15	2.8	35×120	0.15	3.3			
2200	228	35×100	0.15	3.6	51×80	0.15	3.7	51×90	0.25	5.8
2700	278	35×120	0.15	4.0						
3300	338	51×80	0.15	4.5	51×100	0.15	5.1	51×130	0.25	8.3
								63.5×90	0.25	8.0
3900	398				51×120	0.15	5.9	63.5×110	0.25	9.2
4700	478	51×100	0.15	6.5	63.5×100	0.20	6.9	76×90	0.25	10.3
								63.5×130	0.25	10.9
5600	568	51×120	0.15	7.6				76×110	0.25	11.7
6800	688				63.5×120	0.20	8.7	76×130	0.25	14.0
8200	828	63.5×100	0.20	9.5				76×150	0.25	15.6
10000	109	63.5×120	0.20	11.0	76×120	0.20	11.1			
12000	129	76×100	0.20	11.5	76×140	0.20	13.0	90×150	0.25	20.0
15000	159	76×120	0.20	12.8	90×140	0.20	14.9			
18000	189	76×140	0.20	15.0						
22000	229	90×140	0.25	15.6						

Case size Φ D×L(mm)

Ripple Current (Arms) at 85°C 120Hz

Tan δ at 20°C 120Hz

◆ STANDARD RATINGS

NEW

Voltage(Code)		400V(2G)			450V(2W)			500V(2H)		
SV		450			500			550		
Cap(μ F)	Code	Case Size	Tan δ	Ripple Current	Case Size	Tan δ	Ripple Current	Case Size	Tan δ	Ripple Current
100	107									
120	127							35×50	0.25	0.7
180	187									
270	277				35×50	0.25	1.3	35×80	0.25	1.2
330	337	35×50	0.25	1.5				35×100	0.25	1.4
390	397							35×120	0.25	1.7
470	477				35×80	0.25	2.1	51×80	0.25	1.8
560	567	35×80	0.25	2.3						
680	687				35×100	0.25	2.8	51×100	0.25	2.5
820	827	35×100	0.25	3.0	35×120	0.25	3.1	51×110	0.25	2.8
1000	108	35×120	0.25	3.4	51×70	0.25	3.4	51×110	0.25	3.2
1200	128	51×70	0.25	3.8	51×90	0.25	4.2			
1500	158				51×100	0.25	5.0	51×120	0.25	4.0
								63.5×90	0.25	4.0
1800	188	51×90	0.25	5.0	51×120	0.25	5.6	63.5×110	0.25	4.8
2200	228	51×130	0.25	6.4	63.5×90	0.25	6.2	63.5×130	0.25	5.7
2700	278	63.5×90	0.25	6.9	63.5×110	0.25	7.4	76×110	0.25	6.5
3300	338	63.5×110	0.25	8.2	63.5×130	0.25	8.7			
					76×90	0.25	8.2			
3900	398	63.5×130	0.25	9.4	76×110	0.25	9.4	76×130	0.25	8.4
		76×90	0.25	8.9						
4700	478	76×110	0.25	10.4	76×130	0.25	10.8			
5600	568	76×130	0.25	11.9	76×150	0.25	12.8			
6800	688	76×150	0.25	14.0						
8200	828				90×150	0.25	16.5			
10000	109	90×150	0.25	18.2						

Case size Φ D×L(mm)

Ripple Current (Arms) at 85°C 120Hz

Tan δ at 20°C 120Hz

◆ STANDARD RATINGS

NEW

Voltage(Code)		550V(25)			600V(26)			630V(2J)		
SV		600			650			680		
Cap(μ F)	Code	Case Size	Tanδ	Ripple Current	Case Size	Tanδ	Ripple Current	Case Size	Tanδ	Ripple Current
100	107	35×50	0.25	0.6						
120	127									
180	187	35×80	0.25	1.0						
270	277	35×100	0.25	1.3						
330	337	35×120	0.25	1.6						
390	397	51×80	0.25	1.7						
470	477									
560	567	51×100	0.25	2.1						
		63.5×100	0.25	2.5						
680	687	51×120	0.25	2.7						
		63.5×120	0.25	3.0						
820	827	51×130	0.25	3.1						
		63.5×130	0.25	3.5						
1000	108				63.5×120	0.30	5.3	63.5×130	0.30	5.9
1200	128	76×100	0.25	4.2	76×100	0.30	6.0	76×110	0.30	6.7
1500	158	76×100	0.25	4.6	76×120	0.30	7.3	76×130	0.30	8.1
1800	188	76×100	0.25	5.2	76×140	0.30	8.6	76×150	0.30	9.6
2200	228	76×110	0.25	5.9	90×120	0.30	9.6	90×130	0.30	10.7
2700	278				90×140	0.30	11.3	90×150	0.30	12.6
3300	338	76×140	0.25	8.0	90×160	0.30	13.2	90×170	0.30	14.7
3900	398				90×180	0.30	15.6	90×190	0.30	17.3

Case sizeΦD×L(mm)

Ripple Current (Arms) at 85℃ 120Hz

Tanδ at 20℃ 120Hz